





























# CONCRETE COLOUR HARDENERS & RESURFACING



 CS	 CS	 CS	 CS	 CS
Lite Mocha	Brazil Nut	Chestnut	Burgundy	Black
 CS	 CS	 CS	 CS	 CS
Desert Sand	Chocolate	Latte	Brick Red	Charcoal (FTCHA)
 CS	 CS	 CS	 CS	 CS
Vintage Buff	Coffee	Merino	Dark Terracotta	Charcoal (MPCHA)
 CS	 CS	 CS	 CS	 CS
Cream	Sandstone	Silver Sands*	Light Terracotta	Gun Metal
 CS	 CS	 CS	 CS	 CS
Sandy Beige	White	Pearl Lustre*	Caramel	Bluestone
<p><b>CS</b> Indicates colour available as Coloured Sealer</p> <p><b>CS</b> Available as "Order Only" 20L pre-tinted Sealer</p>		 CS	 CS	 CS
		Blue Gum*	French Grey	Grey

\* Silver Sands, Pearl Lustre & Blue Gum available in resurfacing only

PRECAUTIONS AND LIMITATIONS - Colours shown on this chart are to be used as a guide only. Colours illustrated are reproduced as closely as modern printing techniques allow. Brochures and display pavements are intended as an indication only. As the ingredients within this product are derived from natural sources, colours may vary from batch to batch. Variations in colour and shading may also occur depending on the job conditions, chosen texture and finishing practices employed by your concrete contractor.

Please Note: The range of stocked colours will vary by location so please contact your nearest store for the range of colours available.

CUSTOMER SERVICE 1300 737 787

WWW.PARCHEM.COM.AU